



Alliance University Library

How to Access Subscribed E-Resources through Remote Access?

Alliance University Library has subscription to electronic resources through e-ShodhSindhu and directly from publishers. All these electronic resources are IP authenticated and no UserID/Password is required when these are resources are accessed with in the campus. Remote access (off-campus) is also enabled for these e-resources to avail the service 24/7. Users' needs to use NT login credentials to access these electronic resources out-side the Campus.


Users can write an email to its.helpdesk@alliance.edu.in or contact ITS department for their NT login credentials.

Following the steps mentioned below in order to access e-resources through Remote Access.

1. Launch your Internet Browser (Internet Explorer, Google Chrome, etc.) and type the URL:<https://idp.alliance.edu.in/>. Home page shows list of e-resources subscribed through e-ShodhSindhu as well as from the publishers will be displayed.

The screenshot displays the Alliance University Library website. At the top left is the Alliance University logo. The main header area contains the text: "The University Library subscribes the electronic resources through e-ShodhSindhu as well as from the publishers. The Off-Campus Access service is provided to the faculty members, scholars and students to seamlessly access the subscribed scholarly electronic resources from outside the University campus. Username and password have been provided to all the faculty members and scholar to access the resources 24/7 through identity providers. You may communicate to the Library to get the username and password. In case any issues, kindly contact the Library Team". Below this, a section titled "Subscribed E-Resources" lists the following: Emerald Publishing, HeinOnline, IEEE, JSTOR, Lexis India, and ProQuest. To the right, a "Contact Us" section lists: Dr. Prakash I N (prakash.in@alliance.edu.in), Mr. Santosh Kawari (santosh.k@alliance.edu.in), and the INFED Team (infed@inlibnet.ac.in, https://parichay.inlibnet.ac.in). A green arrow points from the text in the first step to the "Subscribed E-Resources" section.

2. Example 1: Click on the IEEE database, will be displayed below page. Enter Your **Username and Password(NT Login)** in text entry box and click on **Login** as shown below.

INFED **eShodh Sindhu** 

Login to IEEE XploreDigital Library

Username

Password


Don't Remember Login
 Clear prior granting of permission for release of your information to this service

Login

[Forgot your password?](#) | [Need Help?](#)

IEEE Xplore[®] Digital Library IEEE XploreDigital Library is the testing team of IEEE

3. Once you Login, below page will be displayed and please click on **Accept** icon.

 **IEEE Xplore[®] Digital Library**

You are about to access the service: **IEEE XploreDigital Library** of The Institute of Electrical And Electronics Engineers, Incorporated.
Description as provided by this service: *IEEE XploreDigital Library is the testing team of IEEE*

Information to be Provided to Service	
eduPersonEntitlement	https://alliance.edu.in/
eduPersonTargetedID	/SyL4Gx3xSpy9P4Mo+yKDhxUQTk=@alliance.edu.in
givenName	Mr.Ambaresh
mail	ambaresh.h@alliance.edu.in

The information above would be shared with the service if you proceed. Do you agree to release this information to the service every time you access it?

Select an information release consent duration:

Ask me again at next login
• I agree to send my information this time.

Ask me again if information to be provided to this service changes
• I agree that the same information will be sent automatically to this service in the future.

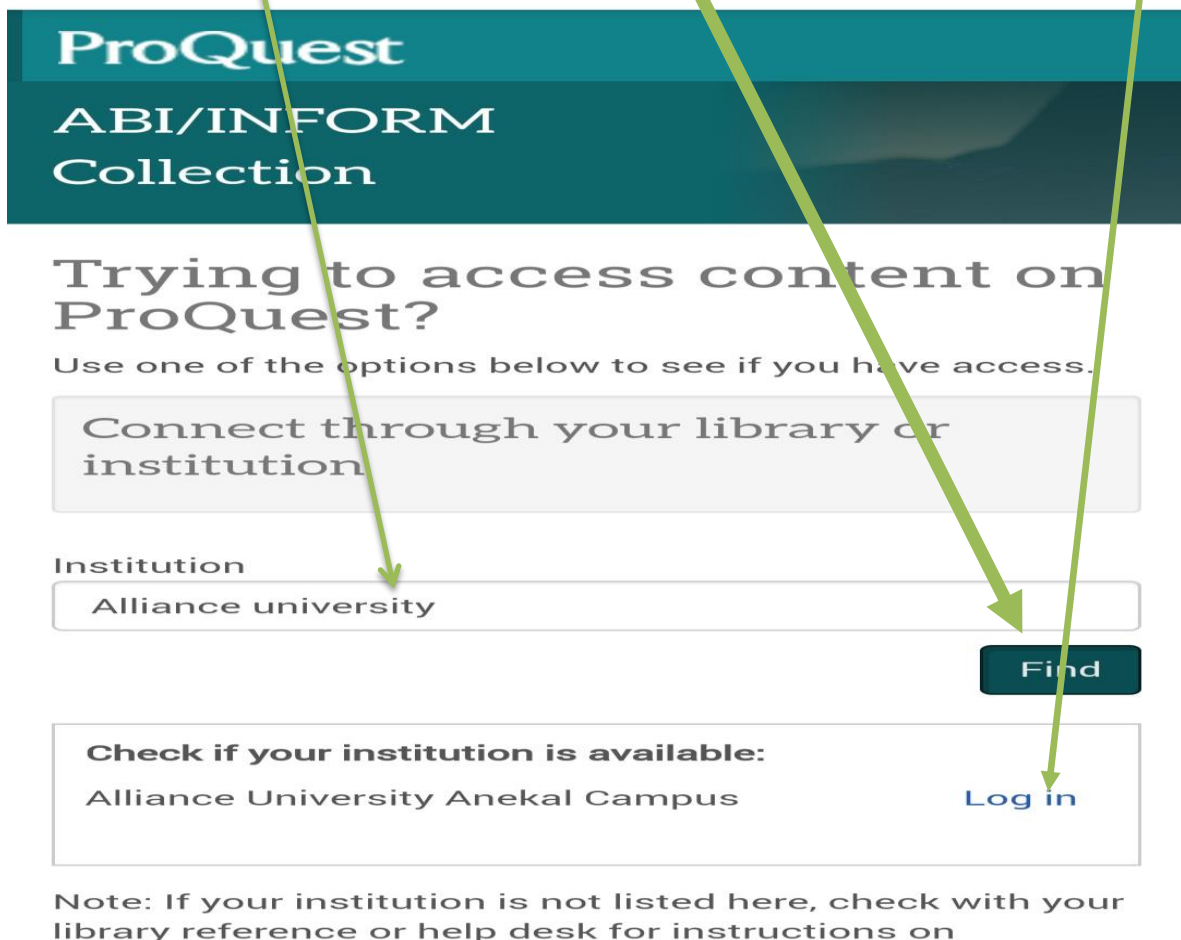
Do not ask me again
• I agree that all of my information will be released to any service.
This setting can be revoked at any time with the checkbox on the login page.

4. Once you click on Accept Icon, IEEE Home page will be displayed.




Example 2:

1. Click on the ProQuest database, in the below page under “Institution” section type “Alliance University” and click on **Find** button. Then can click on **Log-in**.



2. Once you login, will be displayed below page. Enter Your **Username** and **Password(NT Login)** in text entry box and click on **Login** as shown below.

INFED  

Login to ProQuest PROD SP

Username

Password



Don't Remember Login
 Clear prior granting of permission for release of your information to this service.

Login

[Forgot your password? | Need Help?](#)

 ProQuest provides subscription access to numerous premium technical journals, dissertations and other information databases.

3. Once you Login, below page will be displayed and please click on **Accept** icon

You are about to access the service:
ProQuest PROD SP of ProQuest, LLC

Description as provided by this service:
ProQuest provides subscription access to numerous premium technical journals, dissertations and other information databases.

[Additional information about the service](#)

Information to be Provided to Service	
eduPersonEntitlement	https://alliance.edu.in/
eduPersonTargetedID.old	Z0pTx8vIehoww1vC/f0wYOEvb0=@alliance.edu.in
givenName	Mr.Ambaresh
mail	ambaresh.h@alliance.edu.in

[Data privacy information of the service](#)

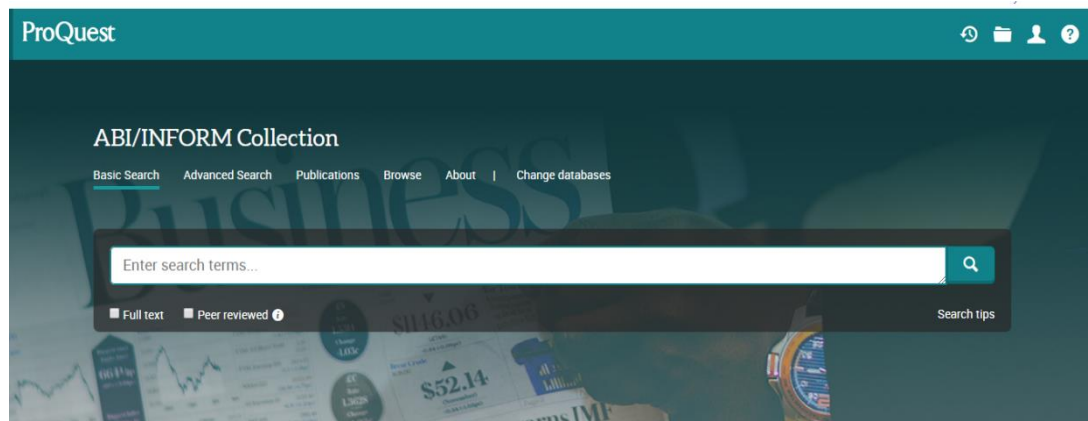
The information above would be shared with the service if you proceed. Do you agree to release this information to the service every time you access it?

Select an information release consent duration:

- Ask me again at next login
 - I agree to send my information this time.
- Ask me again if information to be provided to this service changes
 - I agree that the same information will be sent automatically to this service in the future.
- Do not ask me again
 - I agree that **all** of my information will be released to **any** service.

This setting can be revoked at any time with the checkbox on the login page.

4. Once you click on Accept Icon, ProQuest Home page will be displayed.



Note:

1. Owing to copyright restrictions, we request our users to use these resources only for academic and research purposes, and not to share full text on any online platforms.

2. Example 1 is applicable for all the databases except ProQuest. Kindly follow the example 2 for access the ProQuest Database

Please feel free to contact Library team for more information.